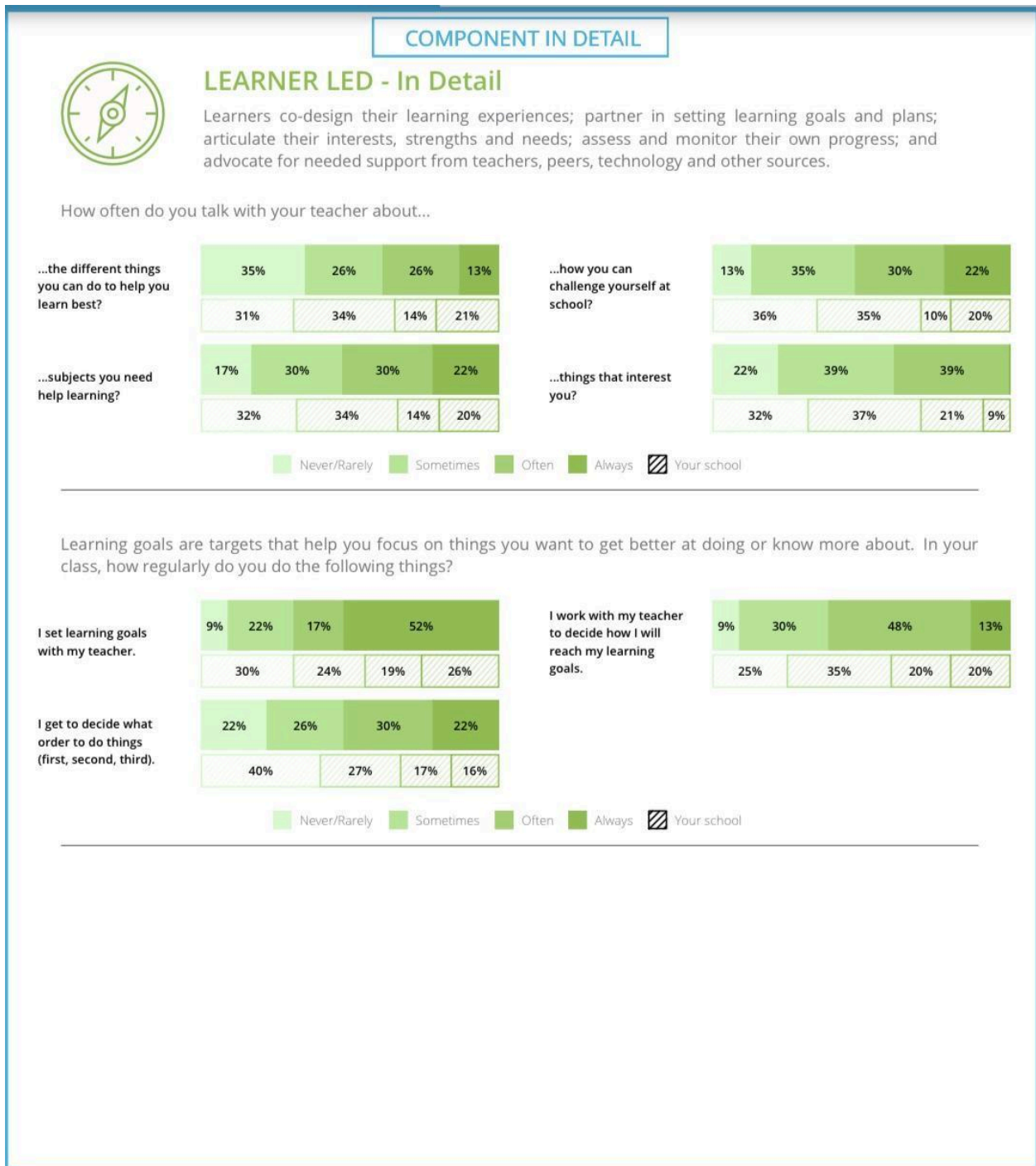


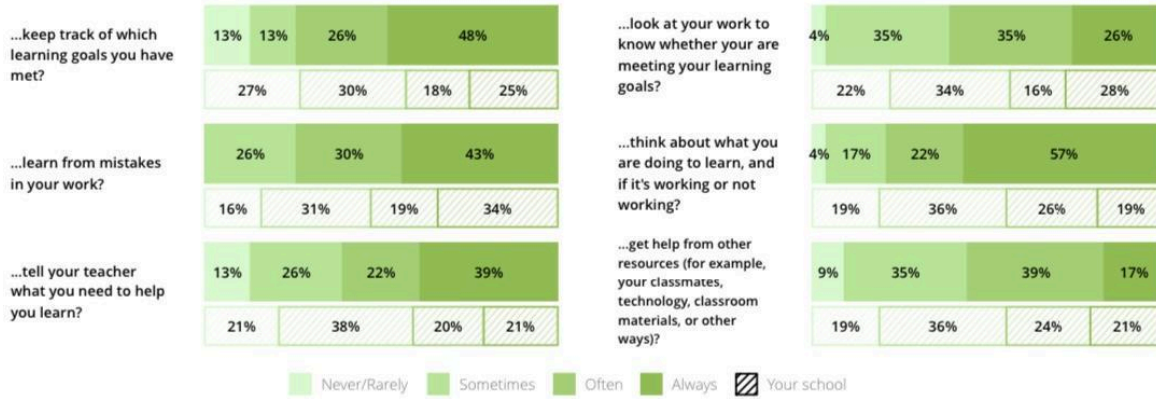
STUDENT IMPACT DATA

These charts display student responses relating to classroom culture and autonomy which directly impact math and literacy gains. Ms. Rodgers' results appear first in shaded sections, followed by comparative school-wide results from other classrooms shown by diagonal lines.

LEARNER LED - In Detail

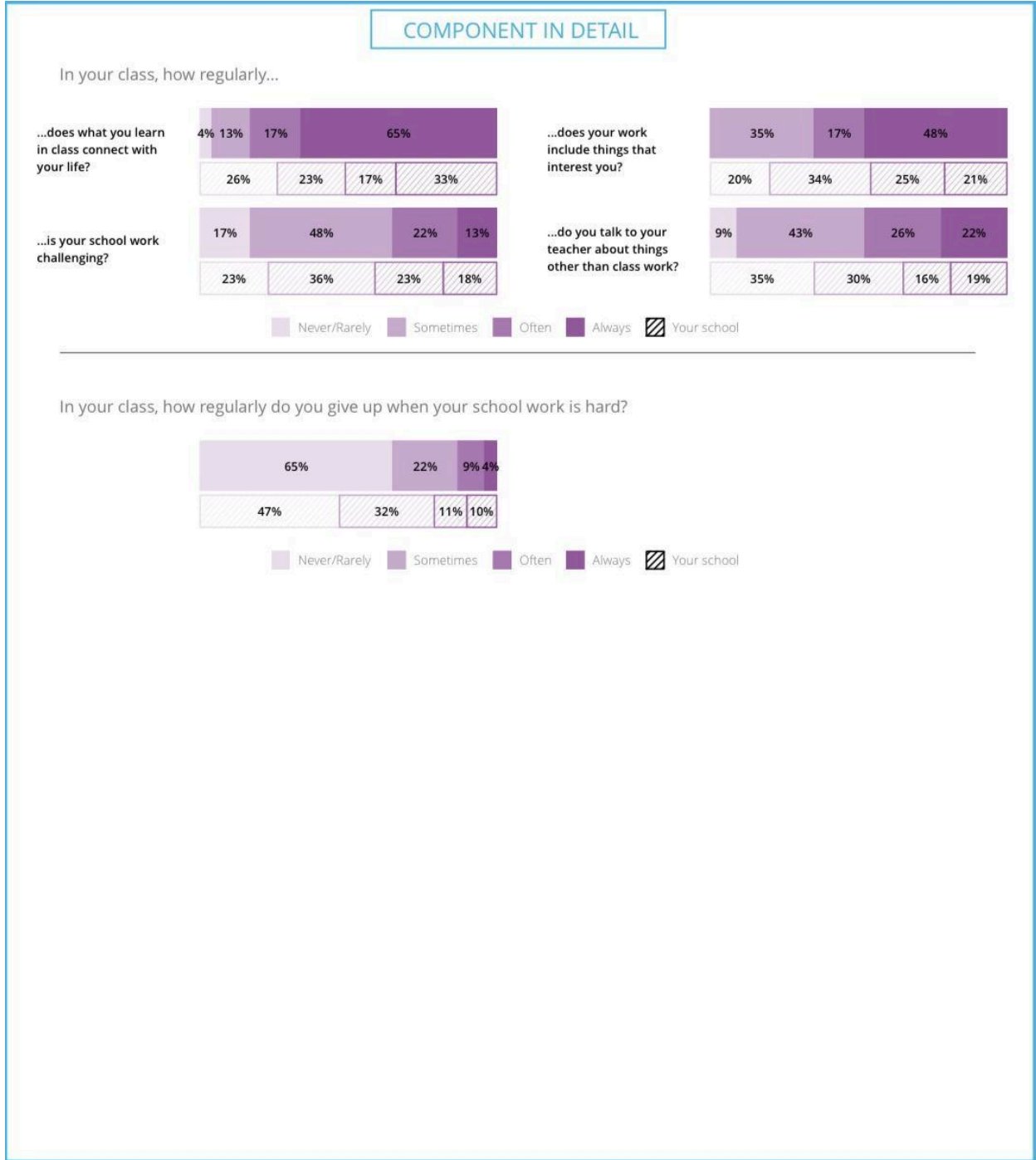


In your class, how regularly do you...



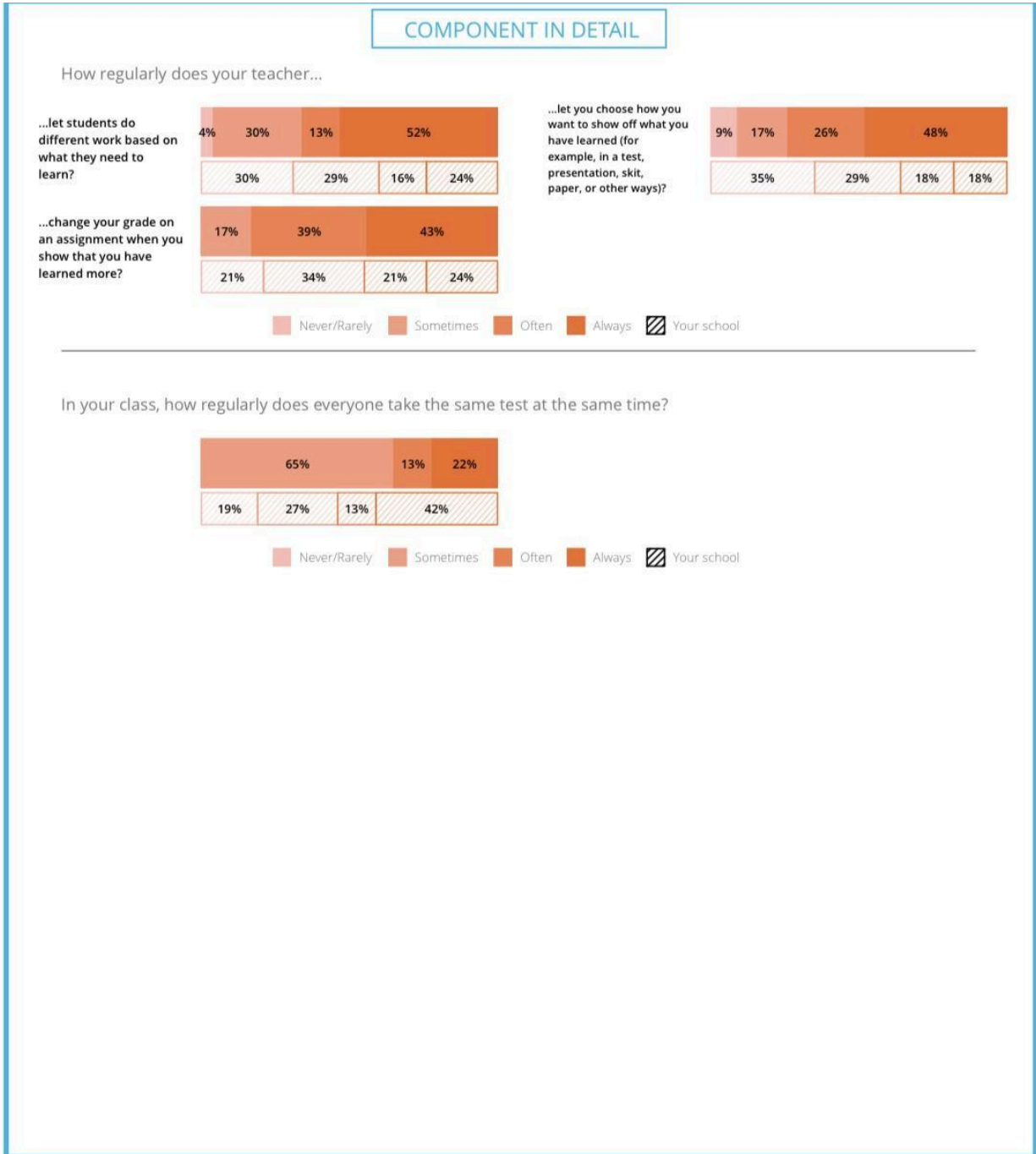
LEARNER FOCUSED - In Detail

Learners have experiences that are relevant, contextualized and designed for needs, strengths, interests and approaches to learning.



LEARNER DEMONSTRATED - In Detail

Learners begin at a level appropriate to their prior knowledge and learning needs; progress at a pace that fits their needs; demonstrate competency when ready; demonstrate evidence of learning in multiple ways; and receive recognition based on demonstrated competency (not seat time).



Literacy Outcomes

Kindergarten on-level reading expectations were **surpassed by over 12 book levels**. Students exited kindergarten writing simple paragraphs and reading higher grade level texts.

NWEA MAP Growth Reflection and Duplication

This chart below displays the quintiles for math and reading growth on the NWEA MAP (Measures of Academic Progress) test. Ms. Rodgers' 3rd grade students had **the highest growth in every quintile**. The district-wide analysis also includes **75%** of the teachers she coached who had noteworthy reading and math gains.

What's Working

- Where did we see success to explore & attempt to replicate?

	Math	Reading
Quintiles 3-5	[Redacted] 3-5: [Redacted] Rodgers, [Redacted]	[Redacted] 3-5: Rodgers, [Redacted]
Quintiles 1-2	[Redacted] 3-5: [Redacted] Rodgers, [Redacted]	[Redacted] 3-5: Rogers, [Redacted]

CAREGIVER IMPACT DATA

Parent Workshop

Occupations of Workshop Participants:

Assistant Principals	Technical Director	Coach Operator
Assistant Managers	Instructional Assistants	Food Service Director
Home-Makers	Police Officers	Administrators
Band Director	Medical Technician	Educators

After attending our workshop, participants reported the following:

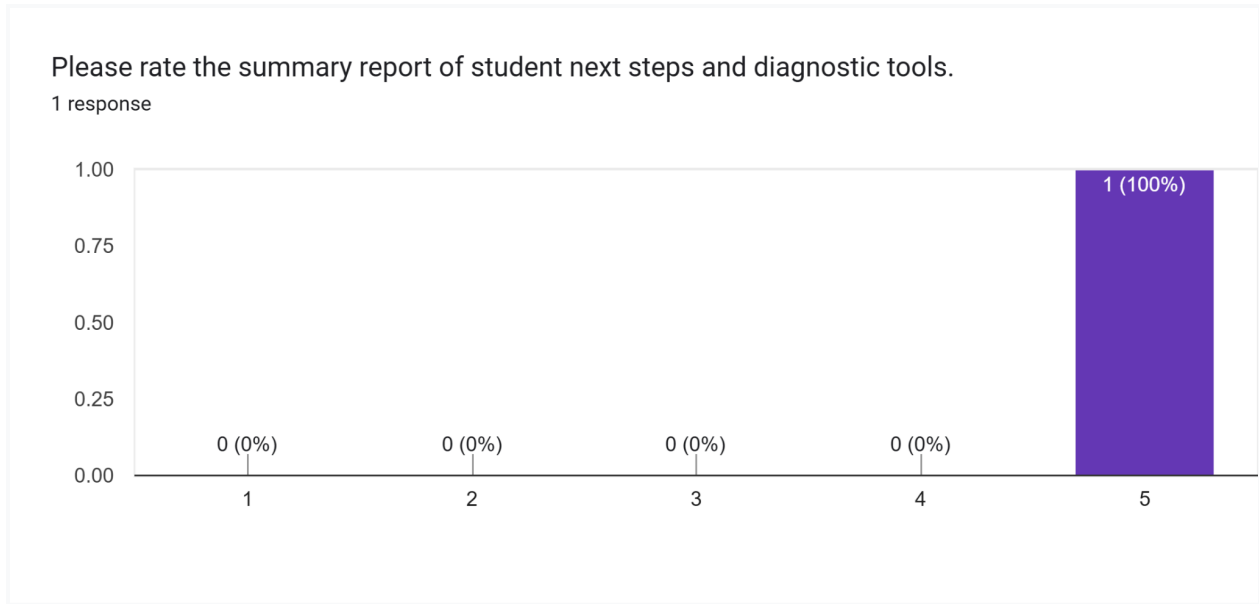
Percentage	Response
100%	Strongly agreed that this workshop motivated them to be more involved in their child's education.
*92%	Strongly agreed that they would be willing to attend future workshops.
100%	Strongly agreed that the workshop was a good way for them to learn what their children are taught.
*85%	Strongly agreed that they felt more equipped to help their child academically.
*92%	Strongly agreed that they are better able to support their child's teacher.
100%	Strongly agree that they would recommend this workshop to others.

*The remaining percentages were in the "agree" category.

PROGRAM IMPACT DATA

SUMMER SCHOOL INTERVENTION

Program Director Survey Response:

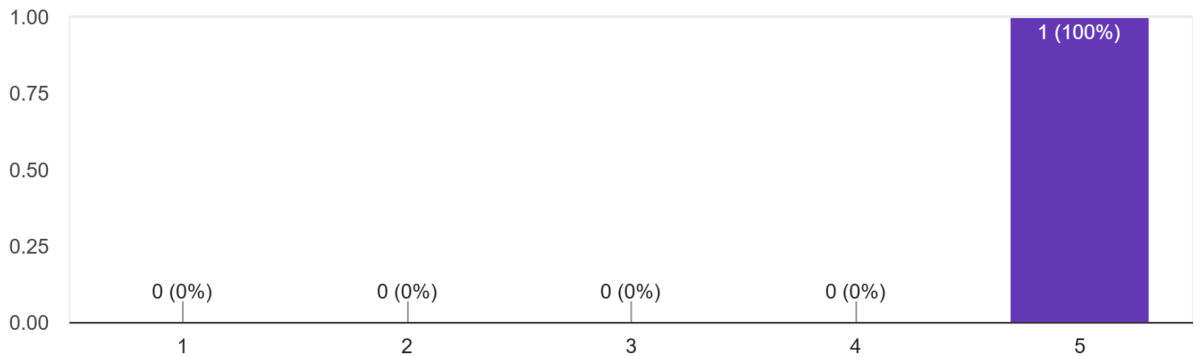


1-Vague to 5-Very detailed

1-Not useful to 5-Extremely useful

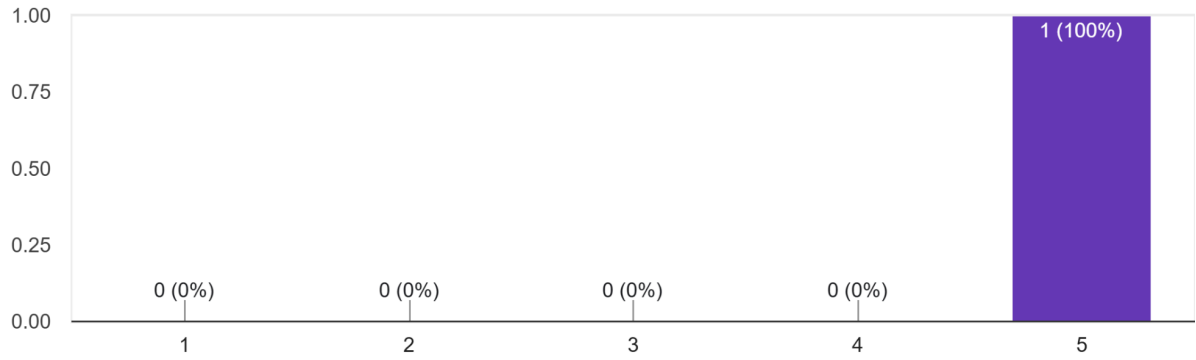
How would you rate the usefulness of the diagnostic, suggestions, and observation report in providing relevant next steps for students and teachers?

1 response



How would you rate Ms. Rodgers' delivery of program content and reporting?

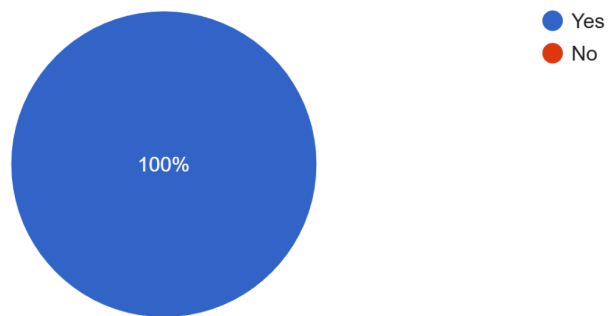
1 response



1-Ineffective to 5-Highly effective

From data received, did students who attended intervention at least 70% of the time, demonstrate growth?

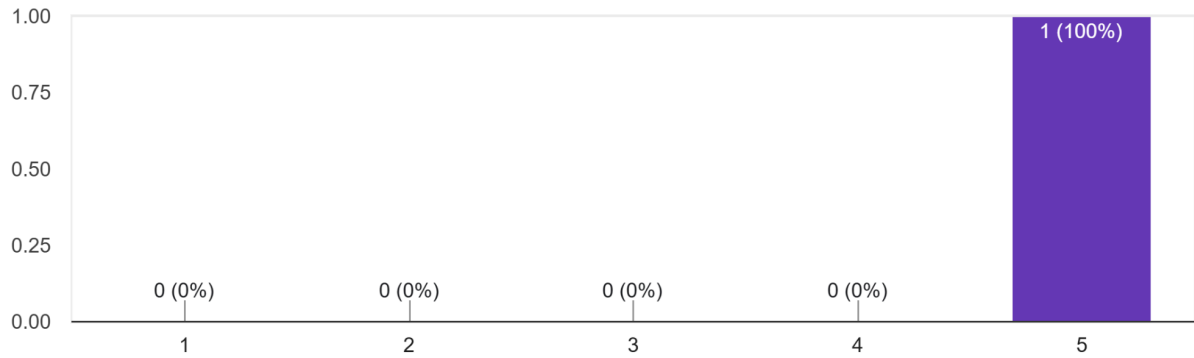
1 response



Yes, No

Please rate overall program delivery.

1 response



1-Did not meet expectations to 5-Exceeded expectations

- What suggestions should we consider to improve our services? 0 responses
- Is there anything else you would like to add? 0 responses
- Thank you ! 1 response I enjoyed your interactions with the students

ORGANIZATION IMPACT

Ms. Rodgers' work with other organizations have yielded some of the following:

Strengthened School and Community Partnerships:

Strategically increased engagement with schools across the region, creating more frequent and meaningful touchpoints that elevate awareness of free, high-quality educational content. Supported over **1,000 teachers** with professional development and resources.

Feedback:

- "I was taking notes so that I could do this with my students!" -*Elementary Teacher*
- "I really enjoyed how you were able to allow us to come up with the solution instead of just providing one. You helped to guide us but made sure we were active participants." -*Early Childhood Educator (referring to parent engagement)*
- "I am looking forward to our next partnership." -*Instructional Coach*

Responsive and Inclusive Educational Outreach:

Tailored programming to reflect diverse audiences, and equitable educational opportunities impacting over **4,000 young learners** and over **2,000 families**.

Feedback:

- "We had such a blast! So many students and ADULTS were so engaged!" -*Educator*
- "Teachers have written emails expressing their amazement seeing their students engaged for the entire event and desire to be invited back next year." -*Coordinator of Major Activities*

Repeatedly requested to curate and facilitate the following:

- Strategy outcome sessions
- Interactive literacy experiences for events
- Professional development for preservice teachers
- Professional development for educators
- Translate programming into meaningful and measurable outcomes